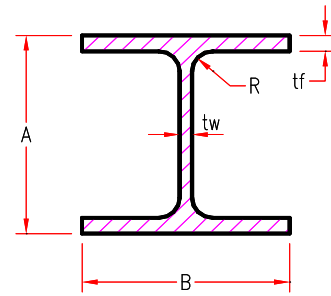




T-REX STEEL CO.,LTD.
www.trexsteel.com

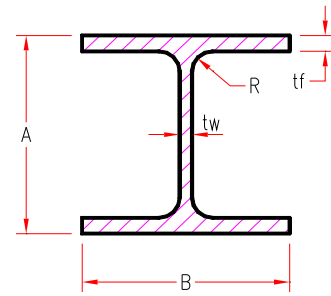


Wide Flange Shape

Dimensions (mm.)	Weight kg/m	Length		Thickness		Radius mm.	Sectional Area cm ²	Moment of Inertia		Radius of Gyration		Modulus of Section	
		A	B	tw	tf			Ix	Iy	rx	ry	Sx	Sy
		mm.	mm.	mm.	mm.			cm ⁴	cm ⁴	cm	cm	cm ³	cm ³
900x300	286	912	302	18	34	28	364	498000	15700	37	6.56	10,900	1,040
	243	900	300	16	28	28	309.8	411000	12600	36.4	6.39	9140	843
	213	890	299	15	23	28	270.9	345000	10300	35.7	6.16	7760	688
800x300	241	808	302	16	30	28	307.6	339000	138000	33.2	6.7	8400	915
	210	800	300	14	26	28	267.4	29200	11700	33	6.62	7290	782
	191	792	300	14	22	28	243.4	254000	9930	32.3	6.39	6410	662
700x300	215	708	302	15	28	28	273.5	237000	12900	29.4	6.86	6700	653
	185	700	300	13	24	28	235.5	201000	10800	29.3	6.78	5760	722
	166	692	300	13	20	28	211.5	172000	9020	28.6	6.53	4980	602
600x300	175	594	302	14	23	28	222.4	137000	10600	24.9	6.9	4620	701
	151	588	300	12	20	28	192.5	118000	9020	24.8	6.85	4020	601
	137	582	300	12	18	28	174.5	103000	7670	24.3	6.63	3530	511
600x200	134	612	202	13	23	22	107.7	103000	3180	24.6	4.31	3380	314
	120	606	201	12	20	22	152.5	90400	2720	24.3	4.22	2980	271
	106	600	200	11	17	22	134.4	77600	2280	24	4.12	2590	228
	94.6	596	199	10	15	22	120.5	68700	1980	23.9	4.05	2310	199
500x300	128	488	300	11	18	26	163.5	71000	8110	20.8	7.04	2910	541
	114	482	300	11	15	26	145.5	60400	6760	20.4	6.82	2500	451
500x200	103	506	201	11	19	20	131.3	56500	2580	20.7	4.43	2230	257
	89.5	500	200	10	16	20	114.2	47800	2140	20.5	4.33	1910	214
	79.5	496	199	9	14	20	101.3	41900	1840	20.3	4.27	1690	185
450x300	124	440	300	11	18	24	157.4	56100	8110	18.9	7.18	2550	541
	106	434	299	10	15	24	135	46800	6690	18.6	7.04	2160	448
450x200	76	450	200	9	14	18	96.76	33500	1870	18.6	4.4	1490	187
	66.2	446	199	8	12	18	84.3	26700	1580	18.5	4.33	1290	159
400x400	605	498	432	45	70	22	770.1	298000	94400	19.7	11.1	12000	4370
	415	458	417	30	50	22	528.6	187000	60500	18.6	10.7	8170	2900
	283	428	407	20	35	22	360.7	119000	39400	18.2	10.4	5570	1930
	232	414	405	18	28	22	295.4	92800	31000	17.7	10.2	4480	1530
	200	406	403	16	24	22	254.9	78000	26200	17.5	10.1	3840	1300
	197	400	408	21	21	22	250.7	70900	23800	16.8	9.75	3540	1170
	172	400	400	13	21	22	218.7	66600	22400	17.5	10.1	3330	1120
	168	394	405	18	18	22	214.4	59700	20000	16.7	9.65	3030	985
	147	394	398	11	18	22	186.8	56100	18900	17.3	10.1	2850	951
	140	388	402	15	15	22	178.5	49000	16300	16.6	9.54	2250	809



T-REX STEEL CO., LTD.
www.trexsteel.com

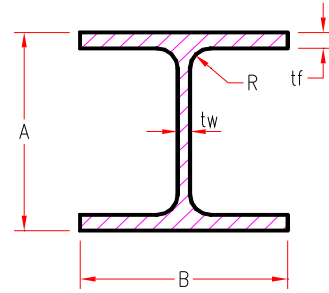


Wide Flange Shape

Dimensions (mm.)	Weight kg/m	Length		Thickness		Radius mm.	Sectional Area cm ²	Moment of Inertia		Radius of Gyration		Modulus of Section	
		A	B	tw	tf			Ix	Iy	rx	ry	Sx	Sy
		mm.	mm.	mm.	mm.			cm ⁴	cm ⁴	cm	cm	cm ³	cm ³
400x300	107	390	300	10	16	22	136	38700	7210	16.9	7.28	1980	481
	94.3	386	299	9	14	22	120.1	33700	6240	16.7	7.21	1740	418
400x200	66	400	200	8	13	16	84.12	23700	1740	16.8	4.54	1190	174
	56.6	396	199	7	11	16	72.16	20000	1450	16.7	4.48	1010	145
350x350	159	356	352	14	22	20	202	47600	16000	15.3	8.9	2670	909
	156	350	357	19	19	20	198.4	42800	14400	14.7	8.53	2450	809
	137	350	350	12	19	20	173.9	40300	13600	15.2	8.84	2300	776
	131	344	354	16	16	20	166.6	35300	11800	14.6	8.43	2050	669
	115	344	348	10	16	20	146	33300	11200	15.1	8.78	1940	646
	106	338	351	13	13	20	135.3	28200	9380	14.4	8.33	1670	534
350x250	79.7	340	250	9	14	20	101.5	21700	3650	14.6	6	1280	292
	69.2	336	249	8	12	20	88.15	18500	3090	14.5	5.92	1100	248
350x175	49.6	350	175	7	11	14	63.14	13600	684	14.7	3.95	775	112
	41.4	346	174	6	9	14	52.68	11100	792	14.5	3.86	641	91
300x300	106	304	301	11	17	18	134.8	23400	7730	13.2	7.57	1540	514
	106	300	305	15	15	18	134.8	21500	7100	12.6	7.26	1440	466
	94	300	300	10	15	18	119.8	20400	6750	13.1	7.51	1360	450
	87	298	299	9	14	18	110.8	18800	6240	13	7.51	1270	417
	84.5	294	302	12	12	18	107.7	16900	5520	12.5	7.16	1150	365
300x200	65.4	298	201	9	14	18	83.36	13300	1900	12.6	4.77	893	189
	56.8	294	200	8	12	18	72.38	11300	1600	12.5	4.71	771	160
300x150	36.7	300	150	6.5	9	13	46.78	7210	508	12.4	3.29	481	67.7
	32	298	149	5.5	8	13	40.8	6320	442	12.4	3.29	424	59.3
250x250	82.2	250	255	14	14	16	104.7	11500	3880	10.5	6.09	919	304
	72.4	250	250	9	14	16	92.18	10800	3650	10.8	6.29	867	292
	66.5	248	249	8	13	16	84.7	9930	3350	10.8	6.29	801	269
	64.4	244	252	11	11	16	82.06	8790	2940	10.3	5.98	720	233
250x175	44.1	244	175	7	11	16	56.24	6120	984	10.4	4.18	502	113
250x125	29.6	250	125	6	9	12	37.66	4050	294	10.4	2.79	324	47
	25.7	248	124	5	8	12	32.68	3540	255	10.4	2.79	285	41.1
200x200	65.7	208	202	10	16	13	83.69	6530	2200	8.83	5.13	628	218
	56.2	200	204	12	12	13	7153	4980	1700	8.35	4.88	498	167
	49.9	200	200	8	12	13	63.53	4720	1600	8.62	5.02	472	160
200x150	30.6	194	150	6	9	13	39.01	2690	507	8.3	3.61	277	67.6
200x100	21.3	200	100	5.5	8	11	27.16	1840	134	8.24	2.22	184	26.8



T-REX STEEL CO.,LTD.
www.trexsteel.com



Wide Flange Shape

Dimensions (mm.)	Weight kg/m	Length		Thickness		Radius mm.	Sectional Area cm ²	Moment of Inertia		Radius of Gyration		Modulus of Section	
		A	B	tw	tf			Ix	Iy	rx	ry	Sx	Sy
		mm.	mm.	mm.	mm.			cm ⁴	cm ⁴	cm	cm	cm ³	cm ³
200x100	18.2	198	99	4.5	7	11	23.18	1580	114	8.26	2.21	160	23
175x175	40.2	175	175	7.5	11	12	51.21	2880	984	7.5	4.38	330	112
175x125	23.3	169	125	5.5	8	12	29.65	1530	261	7.18	2.97	181	41.8
175x90	18.1	175	90	5	8	9	23.04	1210	97.5	7.26	2.06	139	21.7
150x150	31.5	150	150	7	10	11	40.14	1640	563	6.39	3.75	219	75.1
150x100	21.1	148	100	6	9	11	26.84	1020	151	6.71	2.37	138	30.1
150x75	14	150	75	5	7	8	17.85	666	49.5	6.11	1.66	88.8	13.2
125x125	23.8	125	125	6.5	9	10	30.31	847	293	5.29	3.11	136	47
125x50	13.2	125	60	6	8	9	16.84	413	29.2	4.95	13.21	66.1	9.73
100x100	17.2	100	100	6	8	10	21.9	383	134	4.18	2.47	76.5	26.7
100x50	9.3	100	50	5	7	8	11.85	187	14.8	3.98	1.12	37.5	5.91